

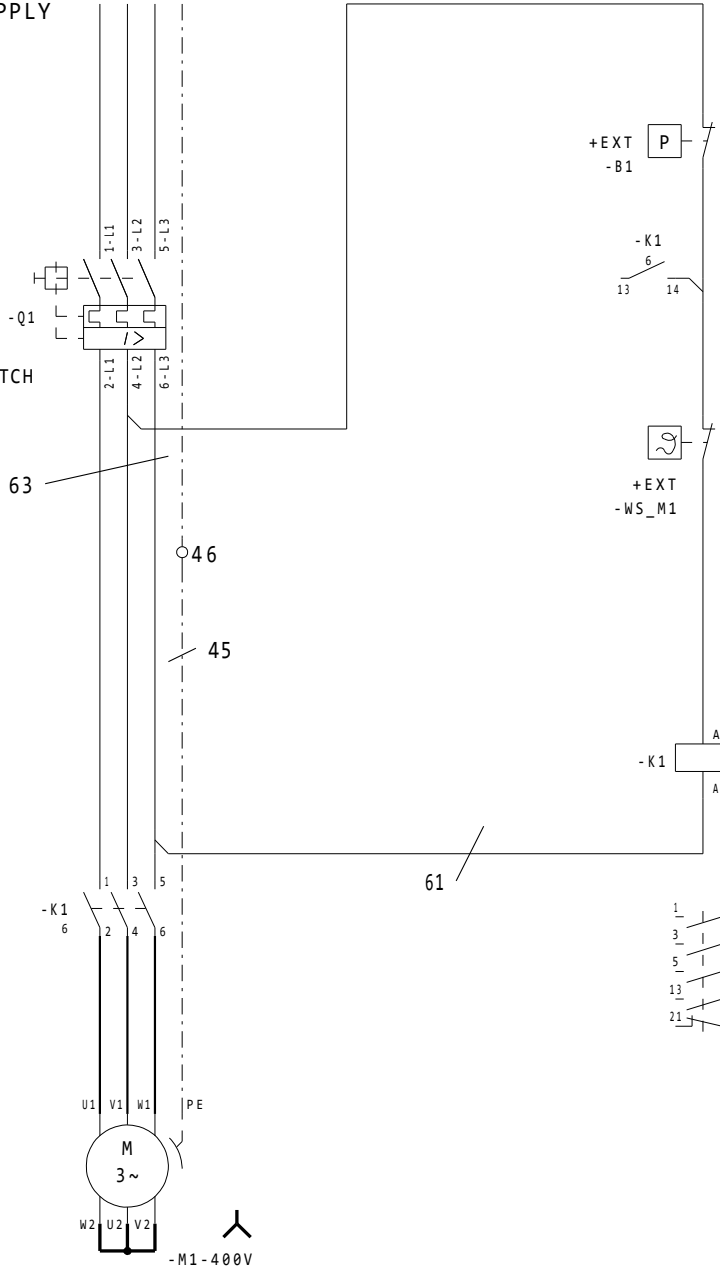
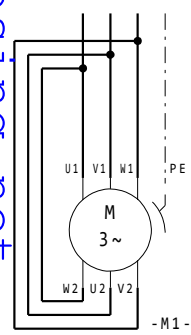
Ersatzteile unter www.gluesing.net

EINSPEISUNG
POWER SUPPLY

L1 L2 L3 PE

MOTORSCHUTZSCHALTER
MOTOR PROTECTING SWITCH

Fa. ATB	
U1	rot
V1	gelb
W1	schwarz
U2	weiss
V2	blau
W2	grau



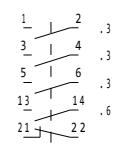
DRUCKSCHALTER
PRESSURE SWITCH

K1/13 ALS KLEMME VERWENDEN
USE K1/13 AS CLAMP

WICKLUNGSSCHUTZ
INTERWINDING CONTACT

SCHÜTZ
CONTACTOR

SCHÜTZ-SPULE
CONTACTOR-COIL
400V oder 230V
400V or 230V



Datum date	GEZ. draft	GEPR. check	NORM stand.	Ä-IND. ch.-ind.	ANZ. no.	ÄND./FR. change/rel.	ERS.F. exch. of	Dok-Nr. doc-no.	Dok-Vers. doc-vers.	ANLAGE = plant	ORT + HS location	 Winnenden	BENENNUNG identification	Stromlaufplan	ZEICHNUNGS-NR. drawing-no.	
20.02.06	HFR	EHS	PED-S	a	1	2012847	14.12.05	001	01	AUFTRAG order no.	0.088-885			ANLAG.-BEZ. plant desig.	HD 9/20	0.088-885
File: HD-9-20-V2													BLATT page	1	BLATTZ. page tot.	1